

Don't Cap Progress

Charter Caps
in New York

Contents

New York Charters a Course

- 3 How many charter schools are there?
- 4 Where are all the charters anyway?
- 5 What's the current charter cap?

Two Households, in Fair New York

- 6 Who grants charters in New York State?

New York State Student Demographics

- 7 Who attends public schools?
- 8 How many kids are on charter waiting lists?
- 9 Who goes to charters anyway?
- 11 And how do they perform?

- 13 Sources & Notes

How many charter schools are there?

Statewide, there are:

4,775

traditional
public schools

258

of these are public
charter schools



Where are all the charters anyway?

1,793

public schools
in New York City

197


11% are public
charter schools

2,982

public schools
elsewhere in the state

61

2.4% are public
charter schools




+34

new public charter
schools opening '15-'17

The current charter cap is 460

The state's charter cap was lifted in 2010. NYC was granted a maximum of 114 charters, with 57 given to each of the Board of Regents and the State University of New York (SUNY). Today, only 24 are left. However, under the 2007 cap, SUNY still has 1 charter remaining, which can go to either NYC or elsewhere in New York State. Therefore, up to 25 charters could still be opened in NYC.



Who grants charters in New York State?

Authorizer 1

SUNY Charter Schools Institute

The Charter Schools Institute assists the Board of Trustees of the State University of New York (SUNY) in meeting its responsibilities under the New York State Charter Schools Act of 1998 and in furthering SUNY's leading role in strengthening public education across the State.

Authorizer 2

The New York State Board of Regents

The mission of the New York State Education Department Charter School Office is to create and sustain excellent educational options for New York State families on behalf of the Board of Regents through high quality charter school authorizing, fair and transparent oversight of all charter schools, and the dissemination of innovative school designs and practices.

An institution that grants and monitors charters is called an "Authorizer."

Who attends public schools?

K-12

2,656,967

students


American Indian
or Alaska Native 1%
Black or African American 18%
Hispanic or Latino 24%
Asian or Native Hawaiian/
Other Pacific Islander 9%
White 47%
Multiracial 1%




General Education
Students 85%
Students with
Disabilities 15%



English
Proficient 92%
Limited English
Proficient 8%



Female 49%
Male 51%



Not Economically
Disadvantaged 46%
Economically
Disadvantaged 54%



How many kids are on charter waiting lists?

K-12

171,204

15% are on waiting lists
for public charter schools



Who goes to charters anyway?

Grades 3-8

1,136,069

students

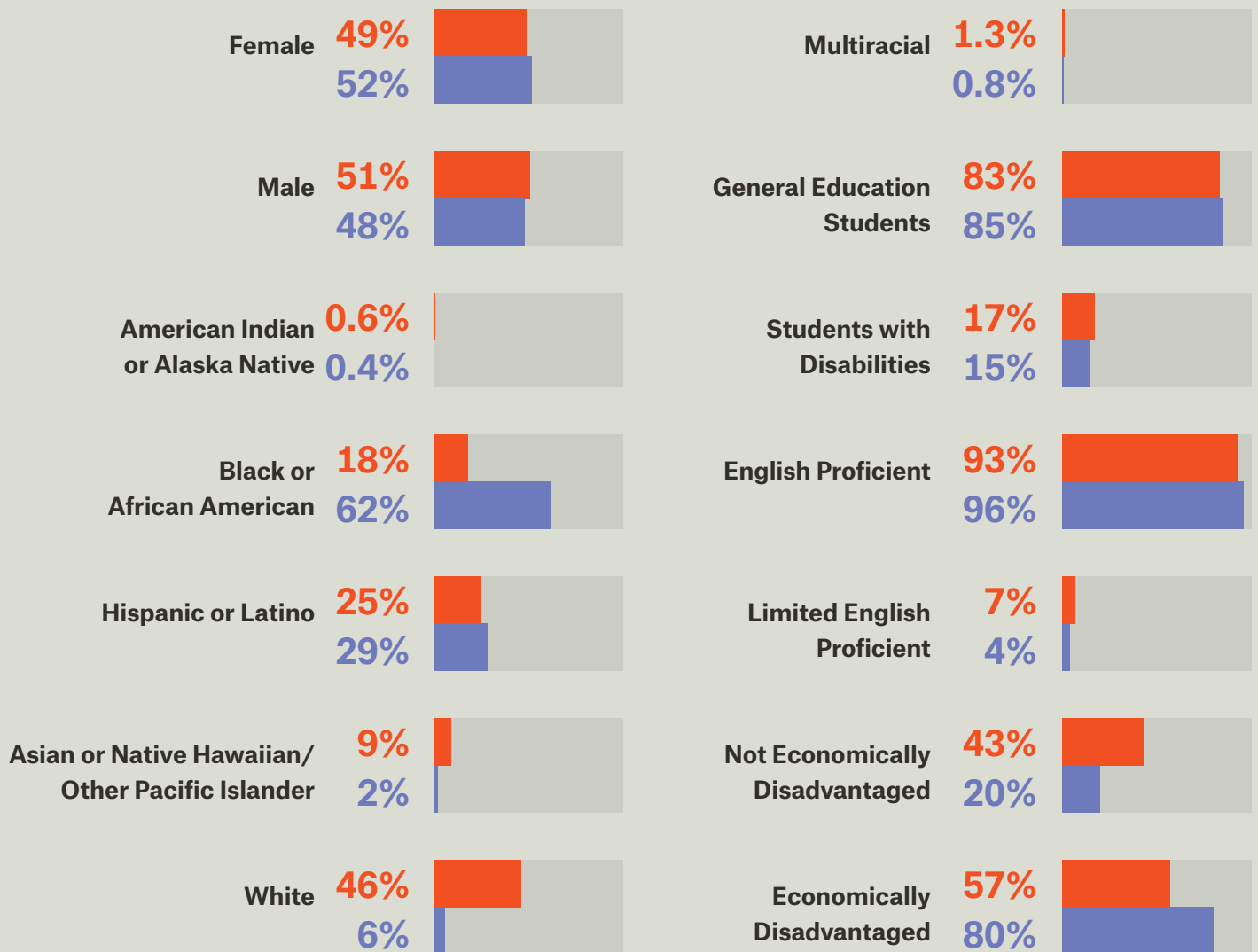
42,965

3.8% attend charters



Who goes to charters anyway?

Grades 3-8

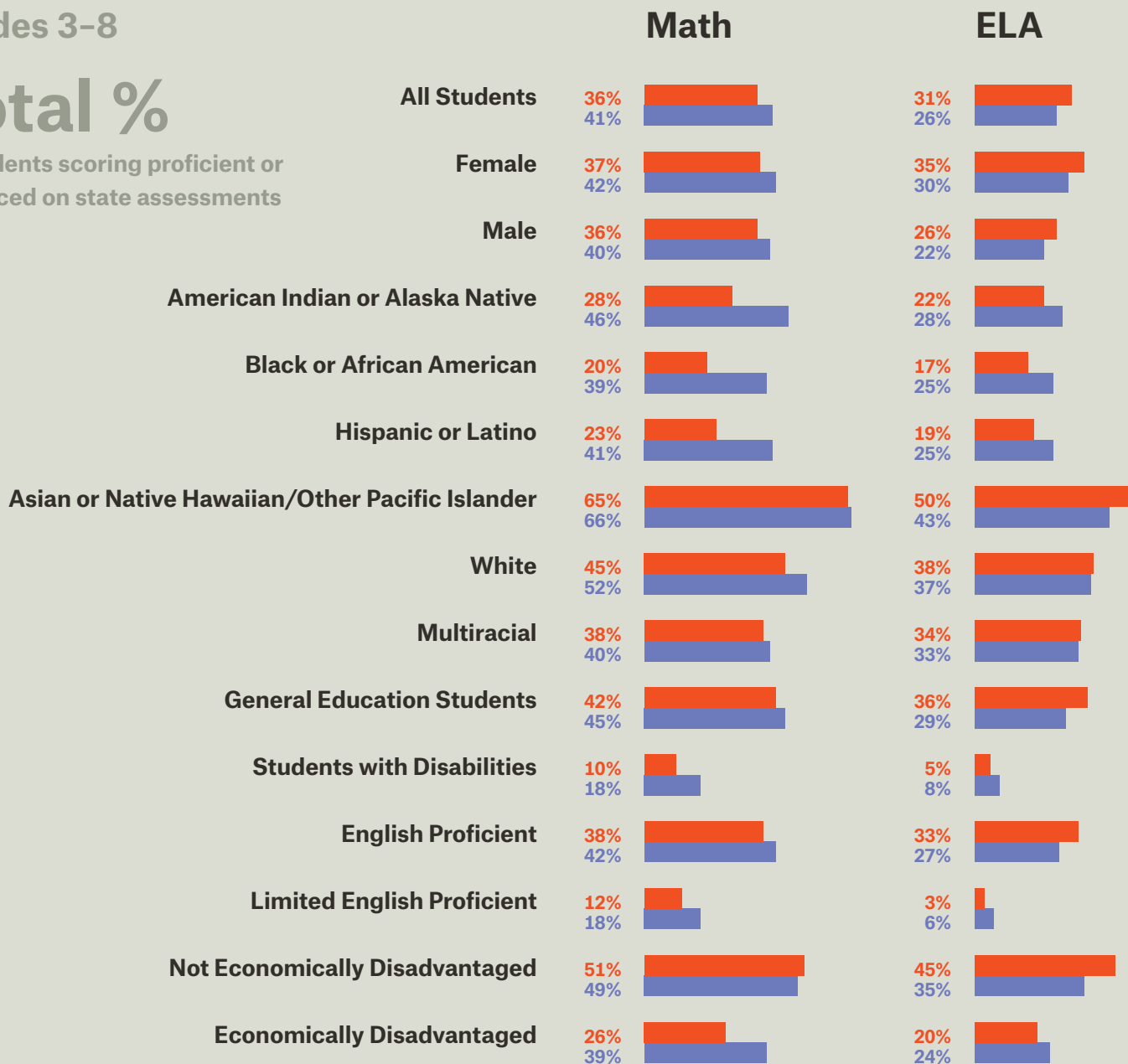


And how do they perform?

Grades 3-8

Total %

of students scoring proficient or advanced on state assessments




And how do they perform?

The CREDO study on the impact of charter schools found that in many cases, students in charter schools experience the equivalent of many more days of learning than their peers in traditional public schools over the course of a single school year.

Math

79


extra days of learning



Reading

36


extra days of learning



New York State


94

extra days of learning



0

extra days of learning



New York City

Sources & notes

Page 3

"2014–2015 School Directory and General Information (downloadable Excel file)," New York State Education Department, <http://www.p12.nysed.gov/irs/schoolDirectory/>.

Page 4

"2014–2015 School Directory and General Information (downloadable Excel file)," New York State Education Department, <http://www.p12.nysed.gov/irs/schoolDirectory/>.

"New York Charter Cap Status," New York City Charter School Center, updated November 17, 2014, <http://www.nyccharterschools.org/resources/cap>.

Page 5

"New York Charter Cap Status," New York City Charter School Center, updated November 17, 2014, <http://www.nyccharterschools.org/resources/cap>.

Page 7

"NY State Public School Enrollment (2012–2013)," New York State Education Department, accessed January 16, 2015, <http://data.nysed.gov/enrollment.php?year=2013&state=yes>.

Page 8

"NY State Public School Enrollment (2012–2013)," New York State Education Department, accessed January 16, 2015, <http://data.nysed.gov/enrollment.php?year=2013&state=yes>.

"Waiting Lists to Attend Charter Schools Top 1 Million Names," National Alliance for Public Charter Schools, accessed January 16, 2015, <http://www.publiccharters.org/wp-content/uploads/2014/05/NAPCS-2014-Wait-List-Report.pdf>.

Page 9

This demographic information is based on the number of students who took the 3rd–8th grade ELA assessments. "NY State Public School 3–8 ELA Assessments (2013–2014)," New York State Education Department, accessed December 17, 2014, <http://data.nysed.gov/assessment38.php?year=2014&subject=ELA&state=yes>.

Page 10

"NY State Public School 3–8 ELA Assessments (2013–2014)," New York State Education Department, accessed December 17, 2014, <http://data.nysed.gov/assessment38.php?year=2014&subject=ELA&state=yes>.

Page 11

"NY State Public School 3–8 Mathematics Assessments (2013–2014)," New York State Education Department, accessed January 16, 2014, <http://data.nysed.gov/assessment38.php?year=2014&subject=Mathematics&state=yes>.

"NY State Public School 3–8 ELA Assessments (2013–2014)," New York State Education Department, accessed December 17, 2014, <http://data.nysed.gov/assessment38.php?year=2014&subject=ELA&state=yes>.

Page 12

"National Charter School Study (2013)," Center for Research on Education Outcomes, Stanford University, p. 53, accessed January 16, 2015, <http://credo.stanford.edu/documents/NCSS%202013%20Final%20Draft.pdf>.

Note: CREDO treats NYC and the rest of the charters in New York State as two separate states.

NYCAN.ORG

